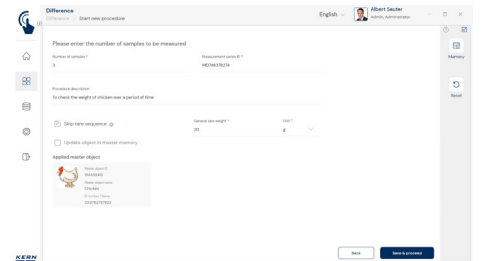
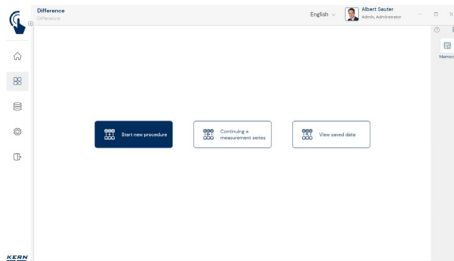
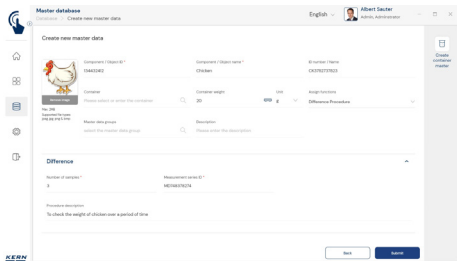


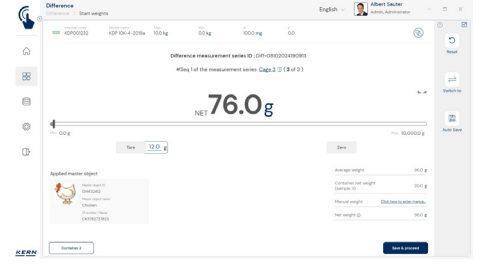
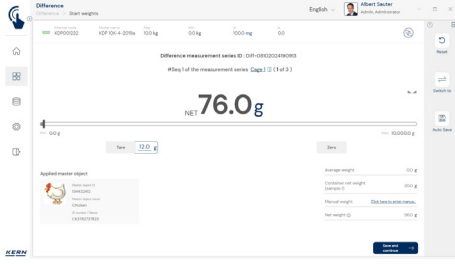
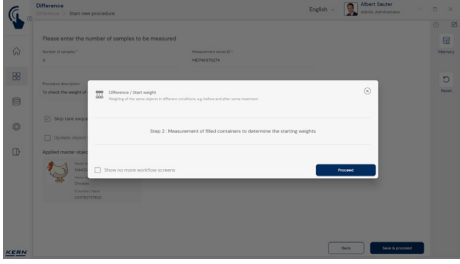
Software EasyTouch

SET-22

Difference

EasyTouch Difference – Difference weighing e.g. the growth of cell cultures





Features

- Note: Prerequisite for this set is the basic program SET-01 Base
- The difference function supports monitoring and evaluation of growth or change processes, as could occur, for example, in biological test sequences with cell cultures (monitoring). In this function, any number of sample carriers, e.g. Petri dishes with culture media can be defined, named and the corresponding initial weight recorded. The samples to be monitored are added to these sample carriers and the initial weights are recorded. Using the Difference function, these sample carriers can be weighed again and again at regular intervals. The Difference function automatically calculates the weight difference, i.e. the difference compared with the initial weight (e.g. the growth or other biological, chemical changes). These differences are saved and evaluated. Statistical evaluation of any differences can be downloaded as graphics and as data
- Graphical step-by-step instructions: The illustrated guide takes the user safely through the workflow when using difference weighing
- Repeating weighing sequences: Sample carriers with cell cultures can be weighed as often as required and can therefore be monitored for as long as you want
- Recalling the relevant sample carrier can be carried out either automatically, in accordance with the defined sequence, or manually using the ID number of the sample carrier, which can be scanned using a barcode, for example. In this way, the risk of confusion and missed weighings is minimised

- Central master data memory: These weighing sequences can be stored in the memory of the system with the number of the containers (e.g. petri dishes), container IDs, ID number of the sequence, name of the sequence, batch name, etc.. In this way the data for this sequence does not have to be entered again for each repeated sequence, but can be easily recalled from the memory. The tare values for the petri dishes can also be stored in the master data memory. These are then automatically deducted from each weighing result
- Efficient weighing and saving of individual results: Sample holders can be stored with an ID number which can be scanned as a barcode to identify the correct sample holder

Basic and advanced modes: quick and easy to use in everyday working life

- EasyTouch is used in many professional applications to support weighing processes. The user's focus is usually on another primary activity – the weighing process is simply an integrated sub-step. This is why it should be as simple, clear and designed for error-free use as possible
- The so-called basic mode reduces the user interface to the essentials and ensures simple, user-friendly operation. Procedure in basic mode: In basic mode, the user simply selects the desired item, for example by scanning a barcode. The system then automatically performs the assigned function, such as weighing, piece counting, tolerance checks or other specific processes. The data is then saved – that's it. This automated procedure minimises sources of error and significantly optimises the workflow
- All functions are fully available in advanced mode. It is ideal for experienced users who regularly work with more complex requirements

Options

- The central data memory function Save Server (SET-10) for additional storage of all measurement data in a central, local server directory. By doing this the measurement data of all connected EasyTouch weighing systems as well as from all installed EasyTouch functions will be stored. A particular benefit of doing this for those users with several weighing systems is that all weighing data is consolidated in just one database and you can search for individual measurement data from several balances in just one table. The Save Server data memory is also tamper-proof and cannot be changed

License information

- Licensing: One license can be operated on up to four terminal devices (PC, laptop, tablet) at the same time, working independently
- User: You can store as many users as you need in one license
- Balances: You can store and operate as many balances as you need in one license
- Communication between balance/terminal device: The balance(s) can communicate with the PC, laptop or tablet by serial connection, USB, Bluetooth, Ethernet or WiFi

