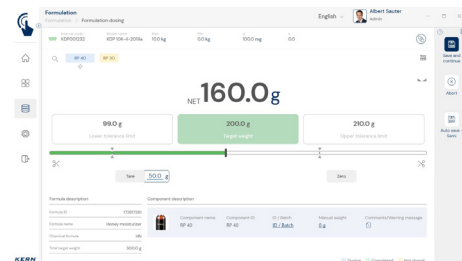
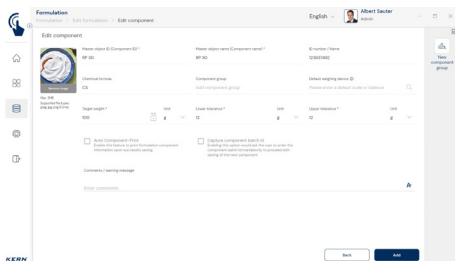
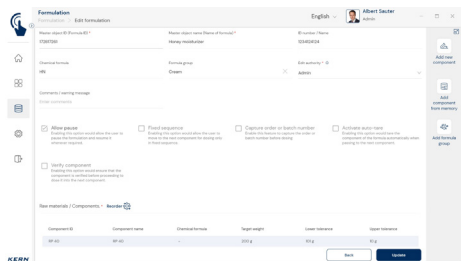


Software EasyTouch

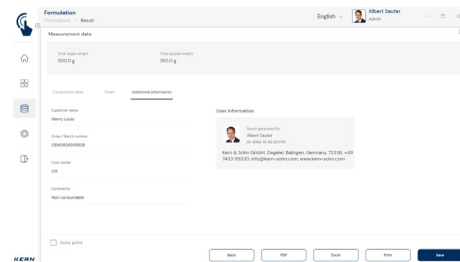
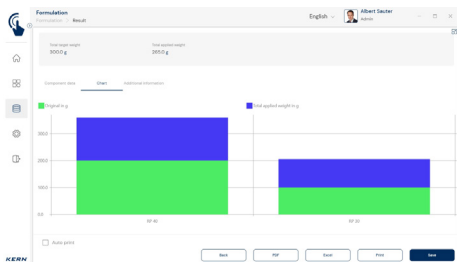
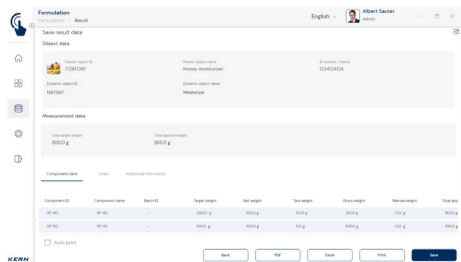
SET-21 Formulation

EasyTouch Formulation – Recipe function



Features

- Note: Prerequisite for this set is the basic program SET-01 Base
- Batch management: Double batch management, which enables recording and archiving of batch information of the incoming material (components), as well as entering and storing batch information for the end product – the recipe. (Conformity to standards 21 CFR Part 11)
- Multi device use/administration: During an operation, it is possible to select between different balances, i.e. high-capacity balances for coarse measurements and precision balances for fine measurements (weighing system). The measurement results of all balances are stored in a standardised result log, including their origin (conformity to standards 21 CFR Part 11 amongst other standards)
- Graphical results display: Representation of the individual recipe components in the form of a bar chart for clear display of a recipe
- Automatic correction function: After accidental overdosing of a component, the system automatically calculates which quantities of the other components will need to be added afterwards. The user is guided step-by-step through the dosing of the other components, supported by a clear bar chart and the indication of the corresponding target weights
- PC print function: all relevant formulation data can be printed out clearly on a standard PC printer. Alternatively, a compact label can be printed with SET-14, e.g., for applying labels to a filled bottle, container, carton, etc.
- Automatic multiplier function: The user only has to enter the required total weight for an order to the recipe. The system then automatically calculates the necessary quantities for the components
- Lock function for recipes: Prevents changes to the recipes. In the basic settings for the recipe, the right to change the recipe can be limited to specific user groups
- Pause function: A recipe can be set so that interruptions are permitted. In this case, a recipe can be saved incompletely when exiting the application or manually. After recalling the recipe, the user is taken directly back to the step where the recipe was interrupted and can continue seamlessly
- Central component administration: Components of the recipes are stored in the central master data memory and can be used in different recipes. You can recall a component by barcode using its ID number



- Open or fixed component sequence: When planning a recipe you can determine whether it is essential that the components are added in the sequence they are input or whether the components can be entered in any order
- Dosing assistant: Allows the input of a target weight and a permitted tolerance. When weighing, the system gives the user visual and acoustic feedback when the target weight is reached when dispensing. Visual feedback is supported by an intelligent bar graph with auto-focus on the target range. Acoustic feedback is in the form of a beep
- Component bars: Clear display of the proportions of the components to one another, which components have already been dosed in (green), which components are next in the sequence to be added (blue) and which components have not yet been added (yellow). With open sequences, you can select the next component manually by clicking on the appropriate component
- Safety warning: A freely editable comment field can be displayed prominently at the beginning of a recipe process. This information can be used for safety instructions or warnings, for example
- Central measurement data memory (Save-Data Local): All printed and stored weighing data and measurement data are stored in this memory. Storage is either on a local display device or a central server directory for all connected weighing systems (SaveServer). All stored data is saved in a tamper-proof manner and therefore cannot be changed. Changes to master data are also secured in a dynamic data memory so that they are tamper-proof (Data traceability). Dynamic data can be recalled and printed out at any time or exported as a table
- Formulation can be carried out either continuously without removing the weighed-in component or individually with removal of the weighed-in component

- Component printing: When weighing a recipe with several components, an automatic print-out can be generated after successful input or dosing of a component. In this way, each dosing process can be logged as a printout, in parallel with standard storage of the dosing process in EasyTouch.
 - Activation for each component: When creating or maintaining a recipe, automatic component printout can be activated or deactivated for each component.
 - Auto print: If automatic component printout is activated, then when using this recipe (formula), after successful dosing and saving of the affected components, a printing process will be triggered automatically on the standard stored printer – without any additional manual action by the user

Functions

- Defined scale
 - Definition of a specific balance for weighing a specific component with a specific formula
 - Automatic switching to the relevant balance, when the user comes to this component in the recipe. In this way errors cannot occur through weighing on the wrong balance
 - Documentation of which weighing process was carried out on which weighing device
 - Ideal for qualified processes (IQ, OQ, PQ), such as, for example, for pharmaceutical production
- Batch ID for components
 - A batch ID can be defined as mandatory for a component, if this formula is being processed
 - For each recipe process the user must first enter the batch name for the selected component, before he can save this weight
 - Output of the component batch ID in the print protocol of the completed recipe
- Manual entry: This function permits the user to enter a component without weighing it, e.g. a full sack or a full container with reliable weight information from the manufacturer

Options

- The central data memory function Save Server (SET-10) for additional storage of all measurement data in a central, local server directory. By doing this the measurement data of all connected EasyTouch weighing systems as well as from all installed EasyTouch functions will be stored. A particular benefit of doing this for those users with several weighing systems is that all weighing data is consolidated in just one database and you can search for individual measurement data from several balances in just one table. The Save Server data memory is also tamper-proof and cannot be changed

License information

- Licensing: One license can be operated on up to four terminal devices (PC, laptop, tablet) at the same time, working independently. I.e. up to four terminal devices can record and store data under one license
- User: You can store as many users as you need in one license
- Balances: You can store and operate as many balances as you need in one license
- Communication between balance/terminal device: The balance(s) can communicate with the PC, laptop or tablet by serial connection, USB, Bluetooth, Ethernet or WiFi

