


Microscope Cameras KERN ODC – Specialists in microscopy for measurement, counting, documentation, archiving and image processing

A large selection of microscope cameras is available for your individual applications. The universal microscope cameras can be used anywhere and can be connected to the microscope as well as to a laptop or PC using the USB cable (USB 2.0 or USB 3.0, *see table*). The power supply is through the USB cable, which means that no additional power supply is required.

Your daily work is made significantly easier with the very best synchronisation, a high frame rate as well as stable image performance together with our accompanying Camera Software Microscope VIS KERN OXM 901. For details about our software please refer to the *Camera Software Microscope* product group in the catalogue or [see www.kern-sohn.com](http://www.kern-sohn.com)

These universal cameras can also be connected to all microscopes available on the market offering the appropriate C-mount adapter for the particular microscope.



Accessories: Object micrometer, for calibrating the software measuring function, KERN ODC-A2404

C-Mount Cameras – USB 2.0/3.0 KERN ODC-82 · ODC-83

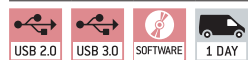


Features

- Through the proven CMOS technology, in connection with the USB 2.0 or USB 3.0 the images are shown quickly and clearly
- These cameras are also ideal for more demanding applications, such as, for example, darkfield, phase contrast and for fluorescence applications

- As well as the camera, the delivery includes an USB cable (length: 2 m), various eyepiece adapters and an object micrometre to calibrate the software
- Please order the appropriate C-mount adapter to fit your KERN microscope now


STANDARD



Model	Resolution	Interface	FPS	Sensor	Sensor size	Colour/ Monochrome	Supported operating system
KERN							
ODC 825	5,1 MP	USB 2.0	6,8 – 55	CMOS	1/2,5"	colour	Win XP, Vista, 7, 8, 10
ODC 831*	3,1 MP	USB 3.0	27,3 – 53,3	CMOS	1/3"	colour	Win XP, Vista, 7, 8, 10
ODC 832	5,1 MP	USB 3.0	14,2 – 101,2	CMOS	1/2,5"	colour	Win XP, Vista, 7, 8, 10

! * ONLY WHILE STOCKS LAST

C-Mount Camera – High Resolution KERN ODC-84



Features

- The high-resolution, professional ODC-84 range offers you an impressive 20 megapixel resolution which will give you bright detailed views of your sample. By using the integrated USB 3.0 interface, live images are transferred to the KERN OXM 902 for processing and documentation
- Power supply is through the USB interface so that there is no requirement for an external power source.

- As well as the camera, the delivery includes an USB cable (length: 2 m), various eyepiece adapters and an object micrometre to calibrate the software
- Please order the appropriate C-mount adapter (only 1,0× possible) to fit your KERN microscope now

Note: Can only be used in combination with compound microscopes

STANDARD



Model	Resolution	Interface	FPS	Sensor	Sensor size	Colour/ Monochrome	Supported operating system
KERN							
ODC 841	20 MP	USB 3.0	15 – 60	CMOS	1"	colour	Win XP, Vista, 7, 8, 10