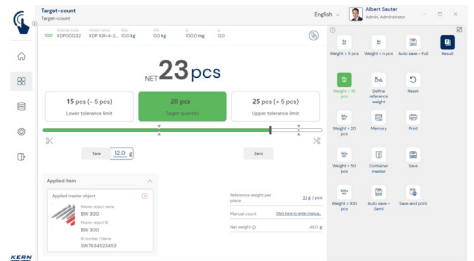
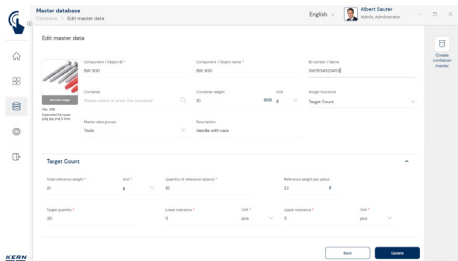
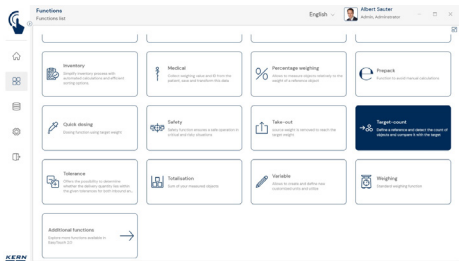


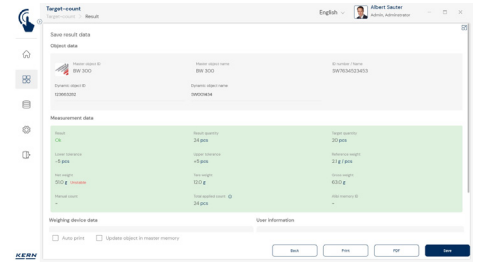
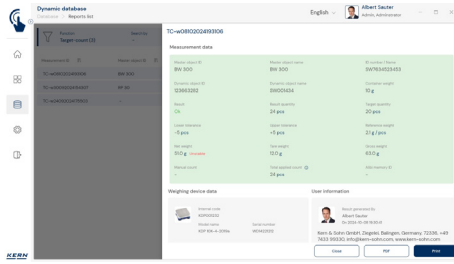
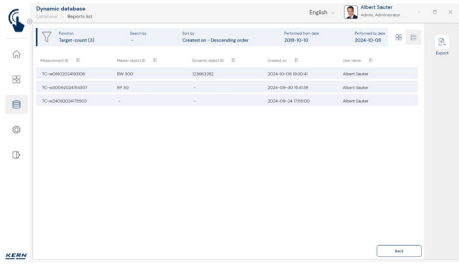
# Software EasyTouch

# SET-33

# Target Count

## EasyTouch Target Count – Target-counting function





**Features**

- Prerequisite for this set is the basic program SET-01 Base
- Target Count enables extremely convenient target piece-counting. You can enter a target quantity with just one click. In addition, a lower and an upper tolerance value can be defined separately
- Optical and acoustic output of the target count result, by means of a coloured bar graph and a beep. This allows the operator's full attention to be focused on the filling process without having to constantly observe the weighing result. Different displays for underfill and overfill as well as correct filling level
- Ideal for order-picking procedures, which are critical in terms of number of pieces, e.g. in industry or workshops for people with disabilities
- Contains the same functions to determine the reference weight of the counted parts as the piece-counting function (SET-32)
- Central master data memory: In addition to the master data for the piece-counting function (SET-32), you can store and recall the target value for piece-counting, the lower and upper limits as well as the tare value for the container. This also enables the highly-efficient workflow (SET-32)
- Precise counting: The automatic reference weight optimisation of reference weight gradually improves the average piece weight value
- PC print function and barcode scanning function: By operating KERN EasyTouch in a Windows® or Android™ environment you can use the full PC/tablet accessory infrastructure. In particular, standard Windows printers and PC label printers can print out extensive counting slips or compact adhesive labels with the count result to suit your requirements

- ID security: "ID security" offers the possibility of storing each weighed and stored classification result with a unique ID number (Dynamic Object ID) and an ID name (Dynamic Object Name), e.g. using a barcode scanner. The saving process can be triggered on a semi-automatic or fully-automatic basis and always after the load has been taken off the balance and when load is applied again. This means that the user does not have to press any buttons for mass storage operations and can work efficiently

**Basic and advanced modes: quick and easy to use in everyday working life**

- EasyTouch is used in many professional applications to support weighing processes. The user's focus is usually on another primary activity – the weighing process is simply an integrated sub-step. This is why it should be as simple, clear and designed for error-free use as possible
- The so-called basic mode reduces the user interface to the essentials and ensures simple, user-friendly operation. Procedure in basic mode: In basic mode, the user simply selects the desired item, for example by scanning a barcode. The system then automatically performs the assigned function, such as weighing, piece counting, tolerance checks or other specific processes. The data is then saved – that's it. This automated procedure minimises sources of error and significantly optimises the workflow
- All functions are fully available in advanced mode. It is ideal for experienced users who regularly work with more complex requirements

**Options**

- The central data memory function Save Server (SET-10) for additional storage of all measurement data in a central, local server directory. By doing this the measurement data of all connected EasyTouch weighing systems as well as from all installed EasyTouch functions will be stored. A particular benefit of doing this for those users with several weighing systems is that all weighing data is consolidated in just one database and you can search for individual measurement data from several balances in just one table. The Save Server data memory is also tamper-proof and cannot be changed
- Checkweighing in pieces: This function allows you to weigh in the tolerance range, but with a results display showing pieces instead of g, kg. In this function you can store a lower and an upper limit for the item. The system gives a different signal depending on whether the counting result is within or outside the tolerance range off, KERN SET-31
- SET-261 Audio Management: With this option, individual voice or sound files can be stored in the system for specific events. As soon as the event occurs, the system plays the individual sound file instead of the standard sound file in this case. In this way, for example, voice output can be stored for workshops for the blind, such as "too light", "OK" or "too heavy", KERN SET-261

**License information**

- Licensing: One license can be operated on up to four terminal devices (PC, laptop, tablet) at the same time, working independently
- User: You can store as many users as you need in one license
- Balances: You can store and operate as many balances as you need in one license
- Communication between balance/terminal device: The balance(s) can communicate with the PC, laptop or tablet by serial connection, USB, Bluetooth, Ethernet or WiFi

