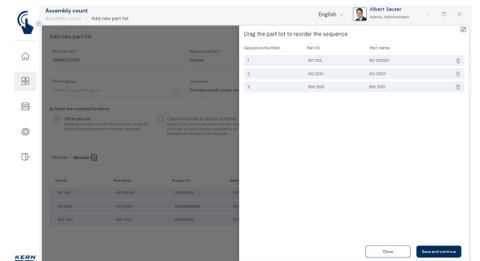
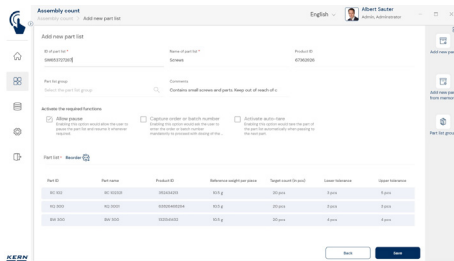
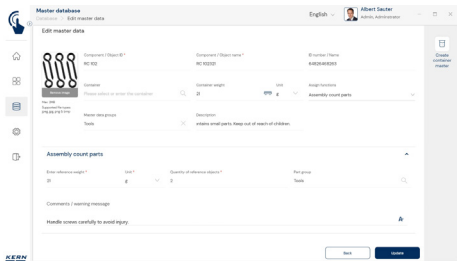


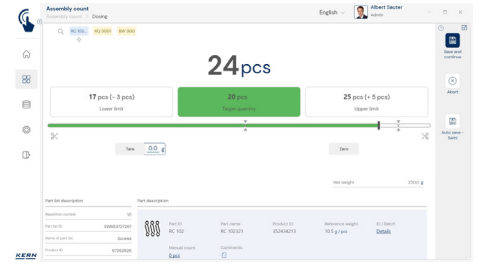
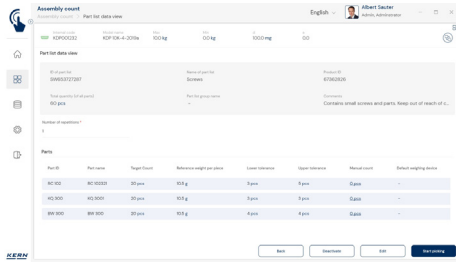
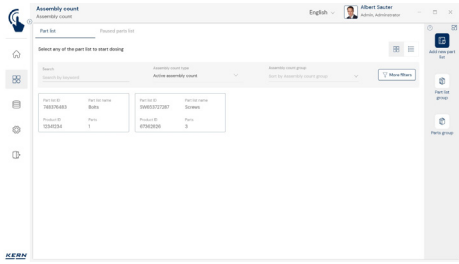
Software EasyTouch

SET-35

Assembly Count

EasyTouch Assembly Count – Order picking, rapid, simple and error-free





Features

- The putting together and picking of a parts list is made significantly easier with Assembly Count
- When gripping, picking or putting goods together, e.g. an assembly kit, the crucial aspect of quality is making sure that the quantity for each component is correct
- Assembly Count makes this possible because you can specify the target quantity for each part precisely and the software ensures compliance with this quantity, because each part is counted on the balance (gravimetric piece-counting process)
- You can store the target quantity with permitted tolerance for each component in the software. With the known piece weight, the software can also quickly check the actual number of counted pieces, in conjunction with the balance and display any quantity corrections which may be necessary
- Results display in accordance with selections which have been made previously for all elements in the parts list, either in tables or graphs
- Through user/role management, you can make sure that the target quantities in the parts lists can only be changed by authorised users. Because the users carrying out the work can also store partial quantities which have been physically counted and weighed, counting errors in the order picking process are largely excluded

- Each item in the parts list can be stored with its own master data, such as, for example, reference weight per piece or ID number. The ID number enables identification of item through barcode scanning. Scanning increases the certainty that incorrect parts are not added
- By monitoring the selection process with the balance and Assembly Count function, not only are complaints and errors due to missing parts eliminated, but also unnecessary costs through the delivery of too many parts can be successfully avoided
- Process documentation: Through the software-based selection process, where every step is recorded and documented, quality, in terms of completeness and accuracy of the goods which have been put together can be fully evidenced
- Manual entry: In a parts list you can also store an item which does not need to be counted, e.g. because it is packed in solid sales packaging. An item like this can be permanently stored as a “manual quantity”
- Printing of parts list elements: When compiling or picking a parts list with several elements, an automatic printout can be generated after an element has been successfully entered or counted. In this way, each counting process can be logged as a printout, in parallel with standard storage in EasyTouch

Options

- The central data memory function Save Server (SET-10) for additional storage of all measurement data in a central, local server directory. By doing this the measurement data of all connected EasyTouch weighing systems as well as from all installed EasyTouch functions will be stored. A particular benefit of doing this for those users with several weighing systems is that all weighing data is consolidated in just one database and you can search for individual measurement data from several balances in just one table. The Save Server data memory is also tamper-proof and cannot be changed
- EasyTouch Quick Key (SET-311): This function enables you to reserve specific master data objects for specific user roles. The selected objects will be displayed to these users as quick-access keys on the screen
- Activating element printing: When creating or maintaining a parts list, you can activate or deactivate automatic individual printout for each element
- Auto print: If auto print for individual components is activated, then, when using this parts list, a print process will be triggered automatically on the standard stored printer once the quantity has been entered correctly and the affected element has been saved - without the need for any additional manual action by the operator

License information

- Licensing: One license can be operated on up to four terminal devices (PC, laptop, tablet) at the same time, working independently
- User: You can store as many users as you need in one license
- Balances: You can store and operate as many balances as you need in one license
- Communication between balance/terminal device: The balance(s) can communicate with the PC, laptop or tablet by serial connection, USB, Bluetooth, Ethernet or WiFi

