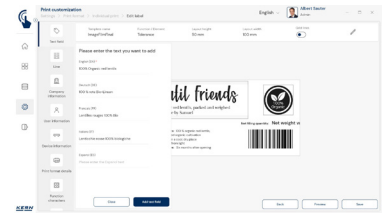
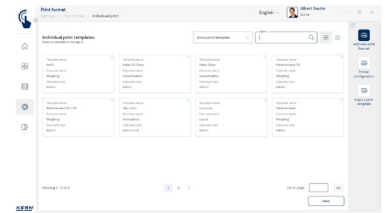
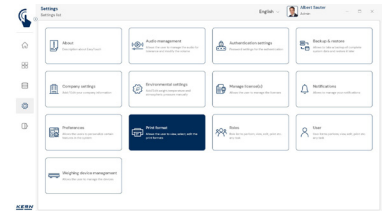


# Software EasyTouch SET-14 Individual Print



## EasyTouch Individual Print - printouts which can be personalised

### Features

- Note: Prerequisite for this set is the basic program SET-01 Base
- Individual positioning of print elements
- Using EasyTouch Individual Print you can design your printout to suit your own requirements and specifications. Arrange the information such as weight, number of pieces, price, user and/or date and time exactly as you wish
- Paper sizes can be freely selected between 20×20 mm and 210×297 mm (DIN A4)
- For printed matter such as adhesive labels, the page size can be set up as you wish, including a definable auto-feed from label to label
- The barcode function permits the printing of each print element (e.g. item number, net weight, quantity result) as a barcode or QR code. The barcode elements can also be positioned as you wish in the print area and at the size you require. There are different barcode types to choose from
- External transfer of print templates: The option of transferring print templates from one local EasyTouch Installation to another, in the absence of a central database

- Individual selection and formatting: You can select as many print elements from the data fields available in your EasyTouch function – the same elements can be used several times. Each print element can be freely formatted, bold, italics or underline and in the preferred font size
- User and function settings which can be personalised: Individual print formats can be assigned to individual user groups for certain functions
- Company information: All company details can be selected, e.g. website, logos, etc.
- Individual graphics and images function: Your own images, logos or icons can be part of each printout. These graphic elements can be freely positioned at the required size
- Printers: Zebra ZD421 authorised by KERN. For other printer models, please contact KERN Support

### Options

- KERN Support for individual printout design: We will be happy to support you in the creation of your own printout. Please contact [ETsupport@kern-sohn.com](mailto:ETsupport@kern-sohn.com)

#### STANDARD



#### OPTION

