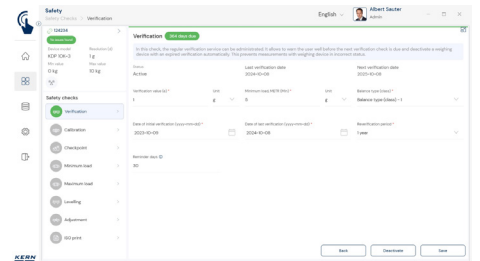
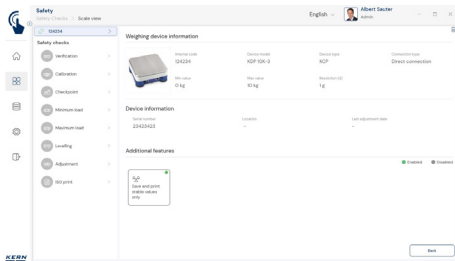
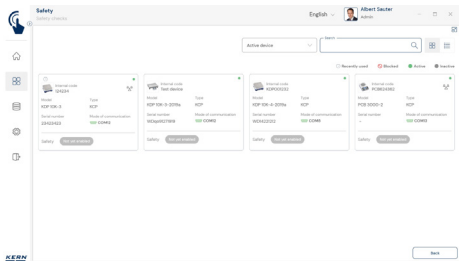


Software EasyTouch

SET-11

Safety

EasyTouch Safety - Precision and Safety function



Features

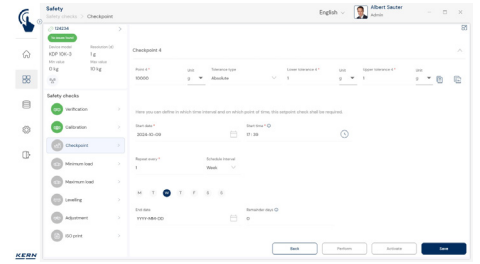
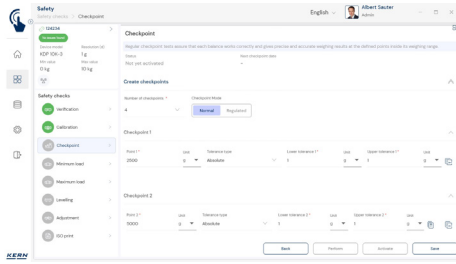
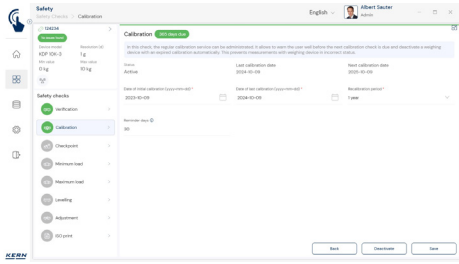
- Prerequisite for this set is the basic program SET-01 Base
- KERN EasyTouch Safety offers a direct overview of the metrological status of all relevant balances, with active checks (green) and failed checks (red)
- When it matters, whether a specific balance can be used as a measuring device or when you need to guarantee that the balance is always in perfect working order from a metrological point of view, then KERN EasyTouch Safety offers a range of tools to guarantee this security
- Checkpoint function – test points: This function allows you to specify defined test points for any

compatible KERN balance. These always relate to a specific nominal load (e.g. 100.0 g). One or more test points can be specified for each balance. If required, the system will suggest test points which have been calculated automatically. For each test point you can enter a permitted tolerance, i.e. you can specify a lower and upper tolerance limit

- Checkpoint function – time interval: This function allows you to define specific time intervals for each balance, after which an obligatory check of the defined test points must be carried out. In this way, for example, several checks per day at specific times or one check per week can be defined, e.g. daily at 8.00 am
- Checkpoint function – test weights: With this function very specific test weights can be

assigned to particular test points. By storing specific test weights, you can predefine which test weight the user should use for which test point. When selecting the weights, the system automatically makes sure that the only test weights which can be selected are those where the permitted OIML tolerance is smaller than the permitted tolerance for that particular test point

- Checkpoint function – calibrated test weights: Using this function, possible calibration data can be stored for the test weights you have entered; and you can store a calibration interval, the date of the most recent calibration as well as the conventional mass of the test weight of the last calibration



- Checkpoint function – testing and consequences: With this function a balance, for which the checkpoint function is activated, can be used fully, as long as all checkpoint tests have been successfully passed. If a test fails, the balance will be locked, which means that data from this balance can no longer be saved or printed out. A test is deemed to have failed, if the value on the display is outside the permitted tolerance for one or several test points, or if the calibration intervals for one or several test weights have expired and have not been renewed. Should the conventional mass of one or several test weights be determined to be outside the permitted OIML tolerance, then the system prompts the replacement of these weights at all affected test points
- Adjustment testing: Doing this means that a separate adjusting interval can be assigned to each balance – depending on the risk analysis. KERN EasyTouch Safety prompts the user to adjust the balance in good time. If the user does not carry out the adjustment, the storage of weighing results is blocked
- Activation of a balance after blocking: This option exists for a specific user group (e.g. Lab. Supervisor), after the test in question has been carried out with a successful result
- Temporary suspension of pending tests can be authorised through an administrator setting, but only for a maximum of 30 minutes after the due time, in order to allow a work process to be completed properly
- Minimum weight check: This function allows storing an individual minimum weight for each scale manually. If the weight determined is below this value, the scale remains locked

- Minimum piece weight: The minimum piece weight function can be used to define a minimum permissible reference weight per piece for each scale. This prevents the use of unsuitable scales for counting very light parts. Background: If the resolution is too high or the accuracy is inadequate, relevant counting errors and incorrect quantities may arise. The specified minimum piece weight is assigned to the respective scale. If a counting process is below this threshold, it will not be executed, and a corresponding error message will appear on the display instead. Note: If the minimum piece weight function is activated in SET-11 Safety, it applies to all counting functions within EasyTouch, i.e. in all sets with a counting function
- Calibration and verification testing: This function can be used to create and manage a verification and a calibration period for each balance. If the time limit expires without the calibration or verification being renewed, the balance remains blocked
- Level testing: With this function, a visual check of the levelling of the device can be requested for each scale. The user is thus requested to confirm the correct levelling of the balance at predefined times. If no positive confirmation is received, the balance remains locked
- ISO protocol: The ISO protocol can be selected for each active balance. It shows the exact state of the balance – based on the time of the printout. In this protocol the user has an immediate overview of the verification and calibration state of the balance, the checkpoint tests, the individual minimum load and the last level test

Options

- The central data memory function Save Server (SET-10) for additional storage of all measurement data in a central, local server directory. By doing this the measurement data of all connected EasyTouch weighing systems as well as from all installed EasyTouch functions will be stored. A particular benefit of doing this for those users with several weighing systems is that all weighing data is consolidated in just one database and you can search for individual measurement data from several balances in just one table. The Save Server data memory is also tamper-proof and cannot be changed

License information

- Licensing: One license can be operated on up to four terminal devices (PC, laptop, tablet) at the same time, working independently
- User: You can store as many users as you need in one license
- Balances: You can store and operate as many balances as you need in one license
- Communication between balance/terminal device: The balance(s) can communicate with the PC, laptop or tablet by serial connection, USB, Bluetooth, Ethernet or WiFi

